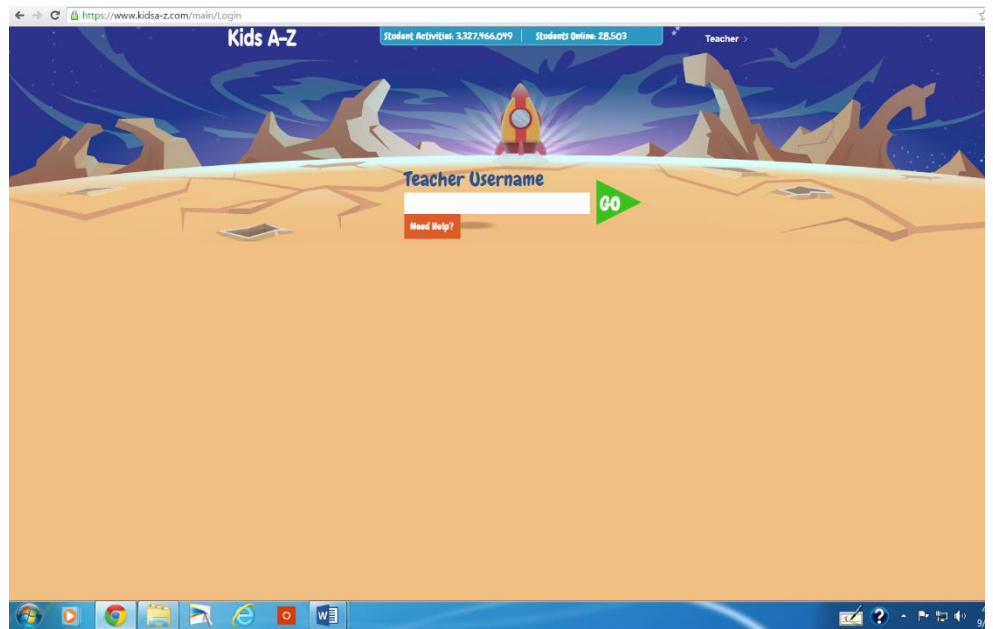


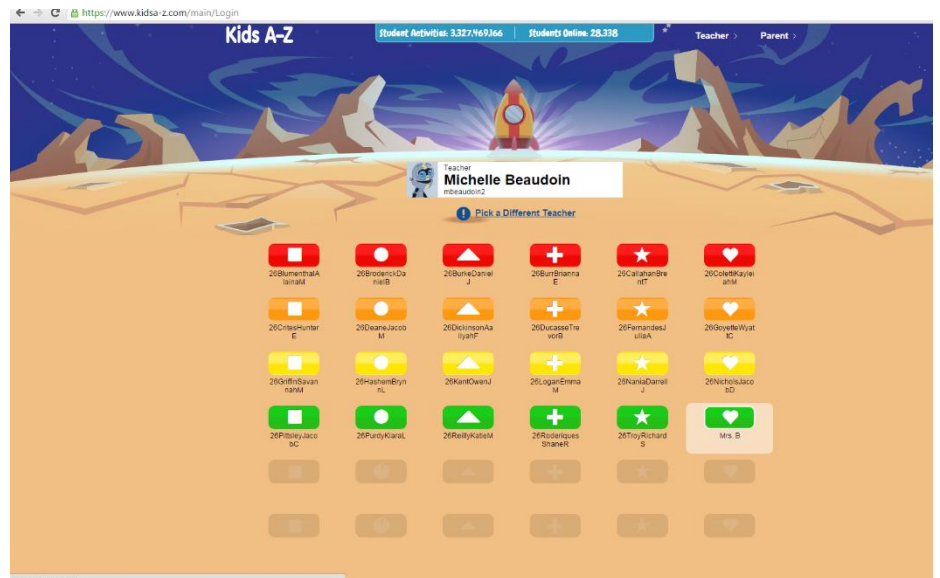
RazKids Student Access

Enter **teacher username**

Press **GO**

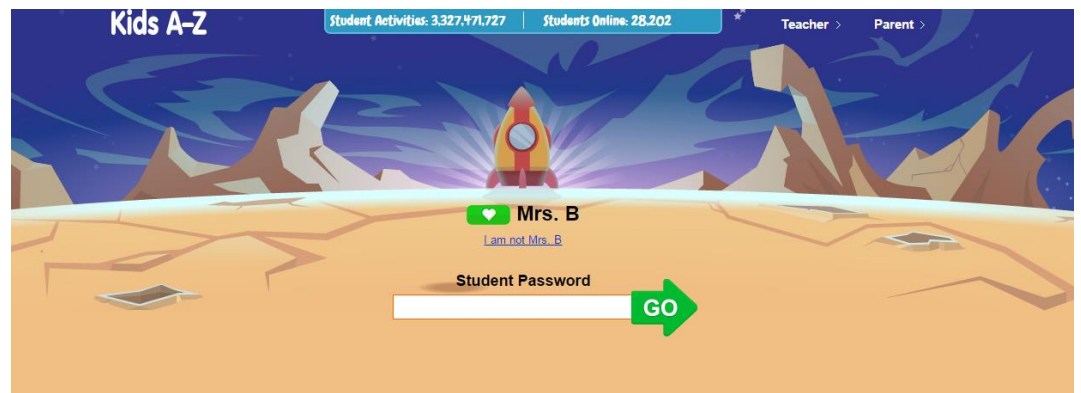


Locate and press **Student Name**



Enter student **Password**

Press **GO**



Student Home Page

Students press here to access their assigned leveled books.

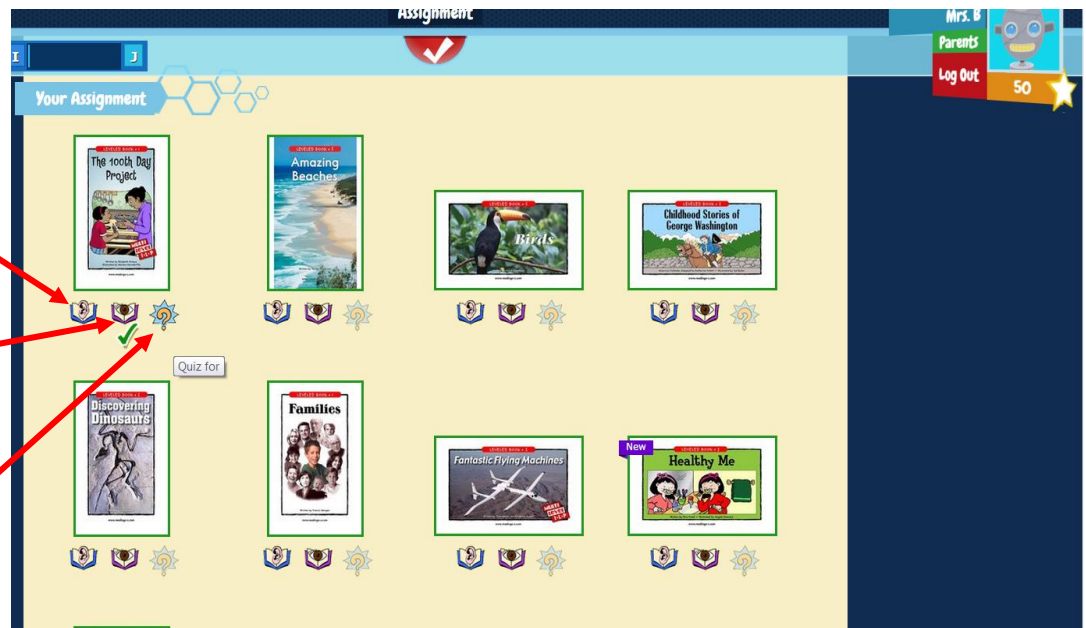


All Three Tasks

Students begin by pressing the “Ear” icon to listen to one of the animated stories.

To read a story, click the “Eye” icon

Once the student has listened to and read the story, they have access to take the comprehension Quiz. Click the ?



Listening to a story; words are highlighted as it is read. Student presses the arrow to advance to the next page.

The City

The streets.

Back Pause Next

2 / 10

Students can practice reading a story they previously listened to.

When ready, using an external microphone or using a computer with a built in microphone, students can record themselves reading the book.

Students can replay their recording to listen to it, and have an option to re-record it. Students should press send when finished with their final recording

The classroom teacher will receive notification of the recording.

Assignment

The City

RECORD STOP PLAY REW SEND

Ready to record this book?

The streets.

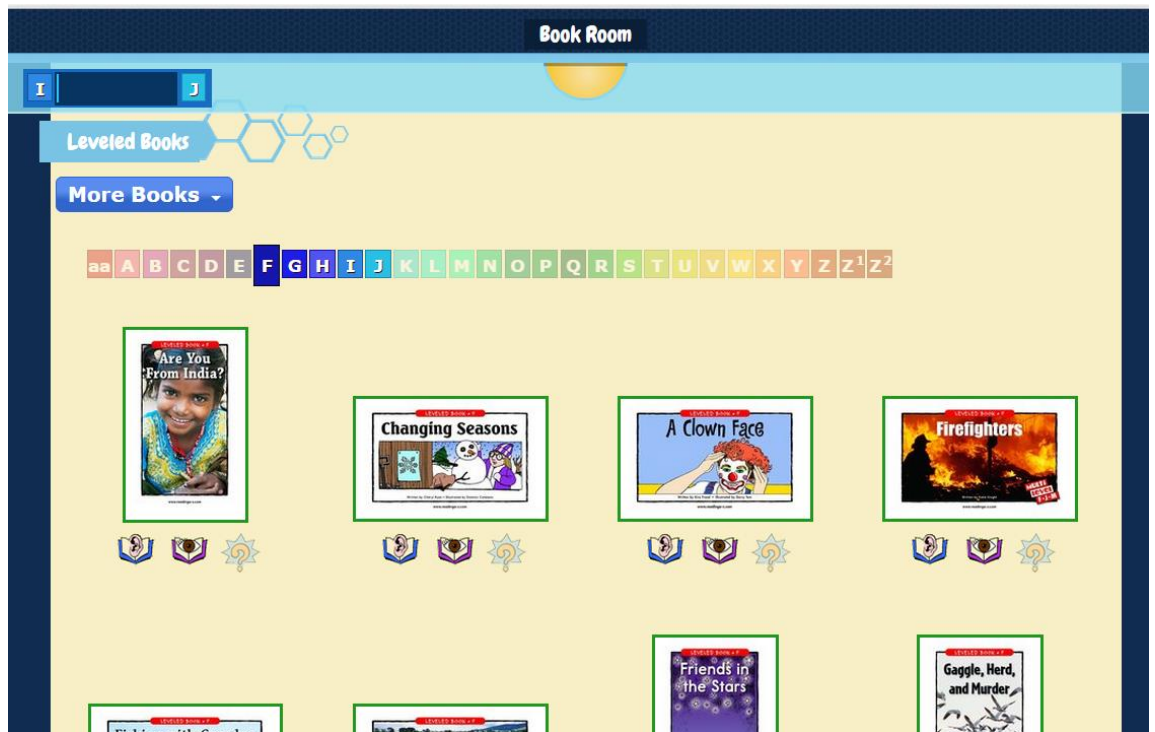
Book Room (free choice books).

Students have access to additional leveled books.



Book Room

Students can choose books offered in other levels (The range is set by the classroom teacher)



Parents are able to sign up to request access to view their child's progress.

An email confirmation request will be sent to the teacher for approval. The request will also appear in class roster page, can be approved there too.

The screenshot shows a web interface for Raz-Kids progress reports. At the top left, there is a navigation bar with "Kids A-Z" and a "Home" button. On the top right, there is a user profile for "Mrs. B" with a "Parents" label, a "Log Out" button, and a star icon. The main content area features a dark blue background with a woman's portrait on the left. A light blue speech bubble contains the text: "Hello Parents! Welcome to the Raz-Kids progress reports. Log in or request parent access to see detailed reports on your child's reading and comprehension progress." Below this, a yellow box titled "Request Parent Access" contains the text: "Already a parent associated with Mrs. B? Please [log in.](#)" and a form with a "Your Email" label, an email input field, and a "Request Access" button.